

175

Evacuating in the Event of an Earthquake

It is difficult to escape from a large earthquake, but please try to evacuate as quickly as possible in the following situations.

Evacuate if you feel there is danger from falling buildings, fire spreading, leakage of dangerous materials and so on.



Evacuate if you are told to do so by the neighborhood community group (chonai-kai) or by the Volunteer Disaster Prevention group (jishu-bousai-soshiki).



Evacuate also if city government officials, firefighters or police indicate or advise you to do so.

Within Kawasaki City 170 elementary, junior high and senior high schools, a nurses' college and the Nambu Disaster Center, all these act as evacuation centers.

Please check Kawasaki City Homepage on which evacuation center you are supposed to go to.


If you are unable to get to your designated evacuation center due to danger, please go to the closest evacuation center, park, open area or wider evacuation area. Also if you are unable to go to the evacuation center, please listen to information on Kawasaki FM and apply for support from evacuation centers.

Precautions during Evacuation

176




When you evacuate, please take care of the following. First turn off the gas at the mains and cut off the electric power at the circuit board. Wear shoes with thick soles, wear headgear to protect your head from falling objects.



There may be bedridden elderly people or handicapped people, so please alert them and take appropriate action. You should carry the bare minimum luggage.


When you evacuate, you should leave a note on your door with the location of the evacuation center you intend to go to and a contact number in order to let other people know. Furthermore do not use cars to evacuate. After a disaster regular vehicles should not be used as they compete for space with emergency vehicles and may cause secondary or traffic accidents. If an earthquake happens while you are driving you should move quickly to the left side of the road, stop, turn off your engine, leave the key in the car, leave the car unlocked and evacuate by walking.



Disaster Message Dial

Dial 171

The Disaster Message Dial **171** is a system that allows you to dial and leave a voice message if you are in a disaster area or listen to the message of someone within that disaster area. People within a disaster area can record information related to their safety and those who are from outside the disaster area can listen to these messages as well as leave messages for people trapped in the disaster area.



The Disaster Message Dial service will start whenever communications become overloaded or difficult to an area suffering from an earthquake, volcanic eruption and so on. NTT East Japan will let people know through information broadcasted on radio and television when the Disaster Message Dial will be available, how many recordings you can make and regulations regarding the system.



The way to use the Disaster Message Dial is as follows.

Dial **171** and follow the users' guide on recording messages and replaying messages.

The recorded messages can be heard by anyone who knows the recorded phone number.

If you do not wish for everyone to be able to listen to your recorded message, you need to arrange to have your PIN (Password) number beforehand.

For more details, please contact NTT East Japan.

Issued by The Kawasaki International Association

2-2 Kizuki Gion Cho, Nakahara-Ku, Kawasaki 211-0033 Kawasaki International Center

Tel044-435-7000 Fax044-435-7010 E-mail:kian@bremen.or.jp HP URL:<http://www.bremen.or.jp/kian/>